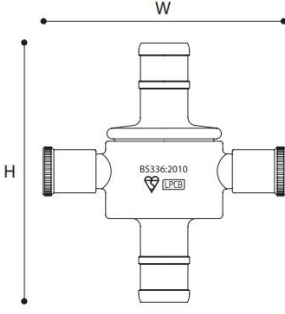
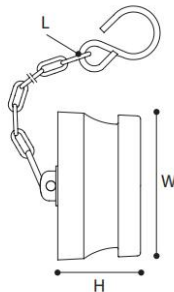


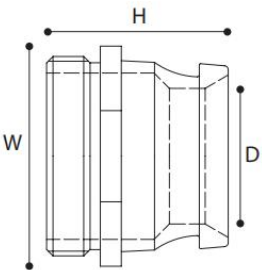
# FIRE HOSE COUPLING & ADAPTOR

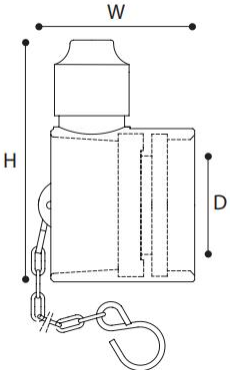
## BS336 TYPE



JOHN MORRIS HOSE COUPLING (Material: LM25/6082, CC491K, CW617N)					
	Size	H(mm)	W(mm)	D(mm)	Tail(mm)
	1.5"	195	180	26.6	38.1
	1.75"			32.9	44.5
	2"			38.5	50.8
	2.5"			51.2	63.5
	2.75"			56.8	69.9

BS MALE BLANK CAP (Material: Brass, Aluminium, Bronze)					
	Size	H(mm)	W(mm)	D(mm)	Head
	2.5"	53	75	250	BS336 (MALE)

<b>BS MALE ADAPTOR (Material: Brass, Aluminium, Bronze)</b>					
	Size	H(mm)	W(mm)	D(mm)	Thread
	1.5"	82	85	53	1.5" NH Male
	1.5"	52	77	38	1.5" NPT Female
	2"	70	90	53	2" BSP Male
	2"	72	90	53	2" BSPT Male
	2.5"	73	90	53	2.5" NH Male
	2.5"	71	90	53	2.5" BSP Male
	2.5"	73	90	53	2.5" BSPT Male
	2.5"	68.5	90	53	2.5" NH Female
	2.5"	65.5	90	53	2.5" BSP Female
	2.5"	68.5	90	53	2.5" BSPT Female
	2.5"	69	90	53	2.5" NPT Female

<b>BS FEALE ADAPTOR (Material: Brass, Aluminium, Bronze)</b>					
	Size	H(mm)	W(mm)	D(mm)	Tail(mm)
	1.5"	80	130	38	1.5" BSP Male
	1.5"			36	1.5" BSP Female
	1.5"			38	1.5" NPT Male
	2"			49	2" BSPT Male
	2"			49	2" BSP Male
	2"			53	2" BSP Female
	2.5"			53	2.5" NPT Male
	2.5"			53	2.5" BSPT Male
	2.5"			53	2.5" BSP Female
	2.5"			53	2.5" BSPT Female
	2.5"			53	2.5" NH Female
	2.5"			53	2.5" NPT Female